

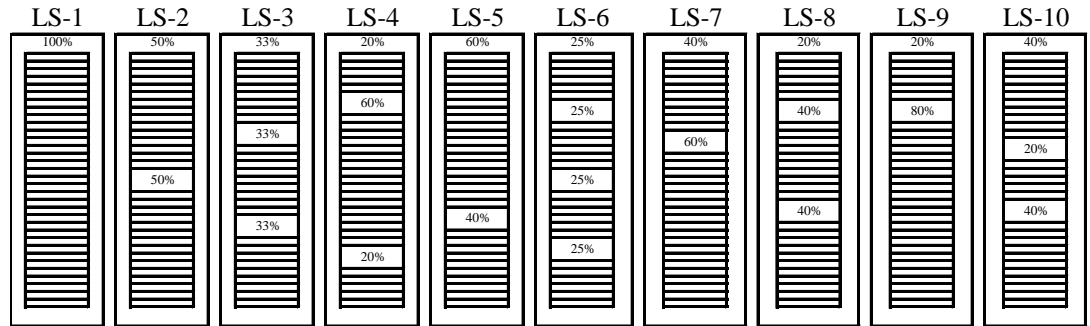
## CUSTOM WOOD SHUTTERS LOUVERED- OPEN-WOOD



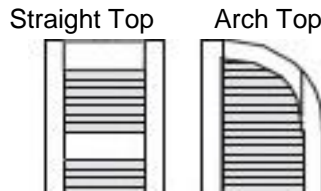
Pine Open Louver  
with Center Mullion Shown

**Minimum Overall Size**  
480 Square Inches

### Configurations



### *Available in:*



### Style Types

Open Louver (Wood Only)

### Wood Types

Pine  
Cedar  
Redwood  
Cypress  
Other Woods: Upon Request

### Available Extras

Priming  
Priming and Painting  
Decorative Hinges  
Functional Hinges  
1/2 Louver 1/2 Raised Panel  
Faux Tilt Rod  
Arch Top

### Standard Colors

#001 White	#002 Black	#007 Dark Gray
#005 Brick Red	#008 Colonial Blue	#009 Pine Green
#021 Ebony Green	#206 Chocolate Chip	

**Custom Colors:** As requested

### Width of Shutter

Min: 10"  
Max: Any

### Measurments

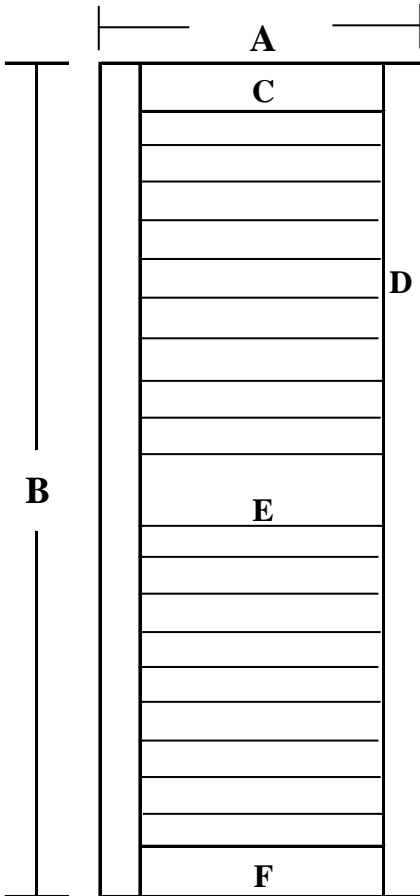
See Specification Drawing

### Length of Shutter

Min: 30" with Center  
Min: 20" without Center  
Max: 100"


**Standard Tolerance on Length and Width: +/- 1/4"**

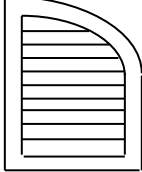
## **CUSTOM WOOD SHUTTERS** **WOOD LOUVER, OPEN**



Shown  
Open Louver with Center Mullion

Open Louver:

Straight Top:  

Arch Top  

### MATERIAL TYPE

Pine: \_\_\_\_\_ Cedar: \_\_\_\_\_ Cypress: \_\_\_\_\_  
Redwood: \_\_\_\_\_ Other: \_\_\_\_\_

### CONFIGURATION OPTIONS

Standard Configuration with Center Mullion: \_\_\_\_\_

Non-Standard Configuration: \_\_\_\_\_

Louver Arch Top \_\_\_\_\_ 1/2 Louver, 1/2 Raised Panel: \_\_\_\_\_

### FINISH OPTIONS

Natural: \_\_\_\_\_ Prime Only: \_\_\_\_\_

Paint-Standard Color: \_\_\_\_\_

Paint-Custom Color: \_\_\_\_\_

Note: Painting always includes priming

### MEASUREMENTS

A. Shutter Width: \_\_\_\_\_ B. Shutter Length: \_\_\_\_\_

C. Width of Top: \_\_\_\_\_ E. Width of Center Mullion: \_\_\_\_\_

F. Width of Bottom: \_\_\_\_\_ Width of Other Mullions: \_\_\_\_\_

D. Width of Rails: \_\_\_\_\_ C. D. F: Thickness of Frame: \_\_\_\_\_

If Arch Top

B. Length

High Side: \_\_\_\_\_

Low Side: \_\_\_\_\_

Placements of Mullions: \_\_\_\_\_

Comments: \_\_\_\_\_